

4-H DIRECTORY

The 4-H Leaders Council policy that parents and member should be aware of:

CODE OF CONDUCT

- Members should not use alcoholic beverages or other drugs at any 4-H function. Aspirin and other similar products and drugs prescribed by a physician are exceptions.
- Violation by a member shall result in the loss of 4-H privileges for the remainder of the 4-H year, including exhibiting at the county fair, participating in the livestock sale, and attending the state fair.
- Adult volunteer leaders should adhere to the same high standard expected of the members.

CHAPERONING POLICY

- Chaperones for county functions must be recognized 4-H leaders. A recognized leader is an individual who has successfully completed screening, leader training, and signed a 4-H Leader Agreement form (effective October 1 of the current year). Non-recognized 4-H leaders must not have unsupervised access to 4-H youth. This is particularly important for any overnight functions.

4-H & FFA Shows

Division	Division Name	Page #
1501	Market Beef	53
1502	Breeding Beef	53
1503	Feeder Calves	53
1504	Dairy Cattle	53
1505	Beef Showmanship	53
1506	Market Swine	53
1507	Breeding Swine	53
1508	Swine Showmanship	53
1509	Breeding Sheep	53
1510	Market Lambs	53
1511	Sheep Showmanship	53
1512	Goats	54
1513	Goat Showmanship	54
1514	Equine	54
1515	Cat	57
1516	Cat Showmanship	57
1517	Dog	57
1518	Dog Showmanship	59
1609	Poultry	59
1610	Poultry Showmanship	60
1611	Rabbit	60
1612	Rabbit Showmanship	61

4-H Exhibits

Division	Division Name	Page #
1816	Aerospace	62
1817	Archery	62
1818	Beef	62
1819	Cake Decorating	62
1820	Cat	62
1822	Citizenship	62
1823	Computers	63
1824	Crocheting	63
1826	Dairy Goat	63
1827	Dog	63
1828	Electricity	63
1829	Entomology	63
1830	Fabric & Fashion	63
1831	Food and Nutrition	63
1833	Gardening & Horticulture	64
1834	Geology	64
1836	Health	64
1837	Horse	64
1841	Interior Design	64
1842	Knitting	64
1843	Leathercraft	64
1844	Llamas & Alpacas	64
1847	Muzzleloading	64
1848	Nature & Ecology	64

4-H Exhibits, Continued

Division	Division Name	Page #
1849	Photography	64
1850	Pistol	64
1851	Pocket Pet	65
1852	Poultry	65
1853	Quilting	65
1854	Rabbit	65
1855	Range Management	65
1856	Recreation	65
1857	Rifle	65
1858	Robotics	65
1859	Ropcraft	65
1860	Self-Determined	65
1861	Sheep	65
1862	Shotgun	65
1863	Sportfishing	66
1864	Swine	66
1866	Veterinary Science	66
1867	Visual Arts	66
1869	Wildlife	66
1870	Woodworking	66
1871	Wool Judging Project	66
1872	Youth Leadership	66
1873	Club Projects	66
1875	Fashion Revue	66




4-H AND FFA LIVESTOCK EXHIBIT RULES

- All 4-H and FFA market and breeding swine, sheep, goat and beef entries must be submitted online, following the link at www.sublettecountyfair.com no later than 11:00PM on Friday, July 6, 2018. All poultry and rabbit entries must be completed online at no later than 11:00PM July 6, 2018. Youth needing assistance with the online entry system may receive help at either the fair office in Big Piney or the Extension Office in Pinedale.
- Any livestock including horses, rabbits, or chickens shown in the youth or open shows and staying overnight must have a health-check within ten days of the respective animal show. If anyone sees an animal with questionable health issues, the animal may be quarantined on the grounds until examined by a vet. The owner of the animal may be subject to any vet fees. Lisa Jones, DVM will make the final decision regarding the health of all animals. The fair board will not be responsible for any related expenses.
- 4-H and FFA swine exhibits must be on the grounds by 10:00AM on Wednesday, July 25. All other 4-H and FFA livestock exhibits including poultry and rabbits (excluding horses) must be on the grounds by noon Wednesday. Exhibitors violating this rule will not show or participate in the livestock sale. Exceptions are by emergency only. Decisions are made by at least five livestock committee members at weigh-in.
- Market swine will begin weigh-in at 10:00AM on Wednesday, July 25, followed by sheep and goats. No sheep and goats will be allowed in the wash area until swine showmanship has begun. Market beef will begin weigh-in at 12:00PM.
- Exhibitors must have proof of ownership (bill of sale) prior to fair. Brand inspections are required for beef, sheep, and goats. A bill of sale is required for swine.
- All sheep and goats (including wethers) must be identified with approved USDA Scrapie identification which includes an official USDA Scrapie Ear Tag OR LEGIBLE Tattoo accompanied by registry paperwork or a microchip with official veterinary application certification and reader.
- No bulls, boars, or buck goats allowed in showmanship.
- All exhibitors must show their own animal at both the Sublette County and the Wyoming State Fair. If a youth has multiple animals within a class at either venue, then the youth may designate FFA or 4-H youth to assist in exhibiting the animals. Furthermore, any youth exhibiting livestock at either the Sublette County or the Wyoming State Fair must be the animal's primary caretaker for the entire duration of the event. All pens must be cleaned and animals fed and watered on a daily basis by the exhibiting youth. Failure to do so will result in removal of the unattended animals from the fairgrounds.
- The Fair Veterinarian shall make the final determination at any time during fair when an animal is deemed unfit to be on fair grounds due to health issues. At such time a youth is informed that an animal must leave the fairgrounds, the fair veterinarian shall be accompanied by a fair board member and the FFA advisor and/or 4-H Extension Educator.
- All animals will remain tied or penned in the buildings.
- Animals used in showmanship must be owned and fitted by the exhibitor.
- There will be four classes of showmanship: Senior 4-H and FFA, Intermediate 4-H, Junior 4-H, and First Year 4-H.
- There will be no weigh-backs except at the discretion of the livestock committee. If any contestant uses artificial means, such as drenching, to make an animal meet requirements, that individual will be barred from competing at the fair. Should an animal not make weight, the contestant will still be allowed to show in a feeder class at the fair, but not to sell.
- Market steer classes will be determined by weight.
- It is recommended that there will be up to ten entries in a livestock class. Beyond ten entries, the entries will be broken such that there will be a minimum of five in each lot. If the class is divided by number, the division will be determined on scale order.
- Exhibitors must declare animals destined for state fair Friday evening, July 27, 2018 by 5:00PM.

4-H AND FFA LIVESTOCK EXHIBIT RULES

CONTINUED

- An individual animal may be shown in more than one class providing the animal/exhibitor is eligible for the class.
- Market hogs weighing greater than 315 lbs. will be shown in a special class that is ineligible for the championship round.
- Market hogs weighing greater than 315 lbs. may sell in the sale ring only if the youth agrees to be paid only on 315 lbs.
- Any livestock deemed uncontrollable by the superintendent in charge will be excused from showing on the fairgrounds depending upon the severity of the situation.
- Youth are not allowed to advertise private treaty animals at the fair.
- STATE FAIR EXHIBITS: Only bona fide Wyoming 4-H members are eligible to compete for prizes offered in the 4-H Division of State Fair. A member must be enrolled in the project (at the State 4-H Office) in which he/she exhibits and the exhibit must be the result of the 4-H member's project during the current 4-H year. To be eligible for county support (entry and expense coverage) livestock projects must have received a purple or blue ribbon at county fair.
- Market Livestock Tagging: All youth entering market livestock in the Sublette County Fair must have that animal tagged by the appropriate program (4-H/FFA) by the tagging deadline for that species (Beef: February 1, 2018) (Sheep, Goats, Swine: June 1, 2018). Youth are allowed to tag as many animals as they wish. Additionally, a "floater" animal may be tagged as a family animal with a listing of all children's names included with it. The family animal can be tagged for all children of the family as long as the animals are being raised together. The animal needs to be entered for show by each of the children by the fair deadline. At weigh-in time, the family can designate which child that animal is to be assigned to permanently. **This animal is NOT eligible for state fair if tagged for all children.** Alternatively, the "floater" animal may be tagged in an individual youth's name from the family, but still utilized by another youth in the family if necessary. In this case, the animal is only eligible for state fair if it is taken to state by the youth whom it is tagged under. If another family member utilizes the animal, it is not eligible for state fair. All other rules still apply to the family animal (i.e. tagging dates, weights, ownership, etc.).
- There will be a feeder class for all underweight animals at fair. Those animals will not be eligible to sell in the Junior Livestock Sale, but they will be judged in the feeder class as prospect animals and receive ribbon placings as such.
- Fitting Rule: A 4-H or FFA member is expected to fit their own animal at fair. However, in the interest of safety and the educational mission of the 4-H and FFA programs, a 4-H/FFA member may be assisted by others (i.e. member, parent, other adult). Assistance is defined as a learning situation where the teacher (helper) is teaching the 4-H/FFA member a technique in fitting or showing. The teacher is only allowed to show how; the member is expected to perform the majority of each technique and/or skill required. If the fair committee decides there is a violation of this rule, it may result in the disqualification of the animal and the forfeit of premiums and ribbons. If a 4-H/FFA member is found to be in violation of the fitting rule, he/she will not be allowed to show in any 4-H/FFA division at fair, including the showmanship contests. The fair committee for each livestock division will be the two livestock superintendents for the species, a fair board representative, the FFA advisor, and 4-H educator.



SUBLETTE COUNTY JUNIOR LIVESTOCK SALE

RULES AND REGULATIONS

- 1) Access to the Junior Livestock Sale is a privilege, not a right.
- 2) Market animals must have been grain fed. "Grass fat" animals will not be allowed participation in this premium market animal sale. The judge will also have the prerogative to declare an animal unfit for participation in the sale by awarding a white ribbon. All judges are clearly instructed that animals awarded white ribbons will not be allowed to consign in the Junior Livestock Sale.
- 3) Market beef over 1050 lbs, market lambs over 90 lbs, market swine over 230 lbs, and market goats over 60 lbs are eligible for sale. Smaller framed market beef that do not weigh 1050 lbs may also gain eligibility to the sale using the following formula: $\text{measured hip height} \times 22.5 = \text{minimum accepted market weight} \times .97$ (3% allowance for weight loss due to stress) = minimum accepted weight.
- 4) Market swine over 315 lbs may sell in the Junior Livestock Sale only if the youth agrees to be paid only on 315 lbs.
- 5) A member may sell two animals of the same species if they have the Grand and Reserve Champion animal in that species. A member with a Grand Champion animal may sell a second animal of another species in addition to their Grand Champion animal. No member may sell more than two animals under any situation in any given year.
- 6) There will be at least six meetings for a 4-H project member, of which the member must attend at least 50% (three). This attendance will be certified by leaders.
- 7) Members must own the animal by the ownership deadline (February 1 for market beef and June 1 for sheep/goat/swine).
- 8) All 4-H and FFA members must have completed a Youth Quality Assurance Level I program their first year in a market livestock project. All members must complete an additional YQA each year until all three levels have been completed.
- 9) Participants must have shown the animal in the junior market livestock show at the fair.
- 10) Checks will not be issued to participants until all buyers have paid the sale association.
- 11) Members will not receive their checks until they have submitted an addressed, stamped "Thank-You" to their buyer. 4-H members must submit proof of thank-you to the Extension Office no later than August 27, 2018. Proof can be a photo of the thank-you card or a copy of the thank-you card. FFA members will receive their sale checks from the FFA advisor once all FFA requirements are completed. For those members that run "thank-you" ads in the newspaper, a hand written "thank-you" note written to your buyer must still be provided to the Extension Office. Newspaper "thank-you" ads are not required.
- 12) There will be a 2% commission retained by the sale association on the sale price.
- 13) Consignors may pick and choose which animal they will sell. There is no requirement to sell champions.
- 14) Once sold, the animal belongs to the buyer. Sale suggests consignor accommodate buyer's needs.
- 15) The sale association will bear no responsibility for private treaty animals; sales, transportation etc.
- 16) If a consignor does not have the animal present when animals are scheduled to be transported to slaughter (with the exception of pre-designated 4-H or FFA state fair delegate animals), the consignor is agreeing to assume all further responsibility for the animal including slaughter and delivery of product to the buyer.
- 17) All swine, sheep and goats sold through the Junior Livestock Sale will be left on fairgrounds property and hauled to slaughter after the sale unless other arrangements have been made with the buyer. No other of these species may be left in the livestock barn after the sale.
- 18) For all market beef sold through the sale, the consignor agrees to follow instructions given prior to fair which may include taking the animals home until a designated date and keeping them on current grain rations until the animal arrives at the designated location for pick up.
- 19) It is the member's responsibility to respond to request for promotion information.
- 20) The sale association will pay brand inspection fees.
- 21) Members must reserve state fair privilege prior to sale.
- 22) The sale association encourages buyers to make payment on sale day and will send invoices within the week.
- 23) The sale association may assess late payment charges on outstanding accounts (18% APR).
- 24) All rabbits must be dressed on delivery to purchaser.
- 25) Members MUST inform the sale association if they have alternate plans for slaughter.

GOATS

DIVISIONS 1512 TO 1513

THURSDAY | JULY 26 | 9:00AM

EVENT CENTER

Division 1512: Goats

Classes

- 001: Market Goat
- 002: Dairy Goat
- 003: Feeder Goat (Under 60 Pounds)
- 004: Breeding Goat

Division 1513: Goat Showmanship

Classes

- 001: Senior 4-H (14-18) and FFA
- 002: Intermediate 4-H (11-13)
- 003: Junior 4-H (8-10)
- 004: First Year (8-10)
- 005: PeeWee (Under 8)

EQUINE / HORSE

DIVISION 1514

MONDAY | JULY 23 | 8:00AM

TUESDAY | JULY 24 | 8:00AM

AG CENTER

Section 1: General Information

- The junior equine show is limited to 4-H and FFA members.
- The junior equine show will be held Monday, July 23 and Tuesday, July 24 starting at 8:00AM both days.
- All junior horse show entries must be made online following the link at www.sublettecountyfair.com no later than Friday, July 6, 2018 at 11:00PM. If you do not have access to a computer with internet, entries may be made online by visiting the fair office or the Sublette County Extension Office in person and someone will assist you.
- Be sure to enter the correct age group.
- Horses should be on the grounds and ready to show at 8:00AM sharp.
- Vaccinations are strongly recommended to be current before arriving at the Sublette County Fair. Recommended vaccinations include: West Nile Virus, EWT, Rhino, Influenza, and Potomac Horse Fever. It is recommended that you consult with your veterinarian or animal health supplier to determine your vaccination program.
- Current certificates of veterinary health inspections are required for all stalled equine and must be presented to the horse show secretary upon arrival at the show. Certificates must have been written within seven days of the horse show. All out-of-state horses must be tested negative to the AGID (Coggins) test for EIA within 12 months prior to entry.

Section 2: Policies

- The show will be run according to the current Sublette County Fair Book, Wyoming Junior Horse Rule Book, and the 4-H Equine Competition Guide.
- Exhibitor is responsible for the accuracy of the entry. Errors can constitute an ineligible entry.

- Any horse suspected of ill health may be dismissed from the fairgrounds with veterinarian recommendation.
- Members must be safety certified on any horse they enter and for every event they enter with that horse. In the event a member is unable to show the horse they have entered, a horse substitution may be made on show day provided the member is safety certified on that horse and the member's leader and /or veterinarian confirms the entered horse is unable to be shown for health reasons.
- Wearing of equestrian helmets is strongly encouraged.
- In the interest of safety, an exhibitor's horse may be saddled, bridled, and tack change made by someone other than the exhibitor. When an exhibitor needs assistance, a parent, 4-H leader, FFA advisor, junior leader, and/or friend is encouraged to provide that assistance and coaching prior to entering the arena.
- Absolutely no mistreatment of animals will be tolerated.
- Contestants and other persons may approach the judge with questions at the conclusion of the show each day.

Section 3: Rules

- All contestants must be checked in both days of the horse show no later than thirty minutes prior to the start of their first class. Upon check in parents and youth must sign the FFA & 4-H junior horse show release which states: "We hereby give permission for our son/daughter, above named, to participate in any or all events in the 2018 4-H & FFA Junior Horse Show in connection with the 2018 Sublette County Fair, and hereby assume all risk of personal injury and property damage for and on behalf of our son/daughter arising out of his/her participation therein and hereby agree to hold and save harmless the sponsors and the horse show manager, and any other individual, organization, or firm connected with such event, from liability and responsibility for personal injury or property damage that may be suffered by our son/daughter during his/her participation in such contest and from any liability of any kind that may arise while said program is being carried out in so far as our son/ daughter, above named, is concerned. This agreement is made in consideration of his/her being permitted to participate in the 4-H & FFA Junior Horse Show. We, the parents and participants, agree to abide by all rules of conduct outlined by the Sublette County Fair Board as printed in the 2018 Sublette County Fair Book."
- 4-H exhibitors must have a Horse Safety Certification filed in the county extension office as of July 6, 2018 and FFA exhibitors must have a Horse Safety Certification filed in the fair office as of July 6, 2018 for any horse to be eligible for the Sublette County Fair.
- Exhibitor not present for the last call into the arena will be denied entry into the class.
- Dress code for all 4-H exhibitors at the Junior Horse Show will be black or blue jeans and a plain white, long-sleeved, western shirt with a collar or a Roper 4-H shirt. FFA members must be in official dress. This does not apply for English riding classes, which require English attire.
- Unsportsmanlike conduct (i.e. inappropriate language/actions) by an exhibitor may be cause for immediate disqualification of the exhibitor from the show, at the judge's discretion.
- Unsportsmanlike conduct (i.e. inappropriate language/actions) by a parent, leader, or others may be cause for immediate removal of the person from the Sublette County Fairgrounds at the discretion of the Fair Board.

- Exhibitors are limited to one horse per class for all showmanship and equitation classes. For all other classes, an exhibitor may enter two horses, only if one is an aged horse and the other is 4 years and under. Points for the all-around award will be based on the placing of the youth in the class and will not be dependent on youth/horse combination. In the even a youth places in an event with two horses, they will receive points for the highest placing only.
- First Year Showmanship: This is for exhibitors in their first year of the horse project, and eight, nine, or ten years old. Participants who enter the first year showmanship class are not eligible to become state fair delegates. If a first year member wishes to compete for a chance to be the state fair delegate, they must enter the junior showmanship division. The exhibitor may NOT enter both classes.
- The first year showmanship class will NOT count towards the All-Around.
- Walk-trot classes will NOT count towards All-Around. Exhibitors may not enter both walk-trot and regular classes.
- Halter classes will not count toward the All-Around.
- All cattle classes are open to all youth who have passed the safety endorsement test. There will be a separate "cattle class" certification required for youth entering these classes. The 4-H program will provide at least one opportunity for youth to attend a certification event with cattle. Members entering cattle classes that are not certified will be scratched from the classes by show staff. All entrants in stock classes will pay a \$25 stock charge no later than check in. Stock fees MUST be paid and will NOT be refunded if exhibitor scratches the class. Checks should be made payable to Sublette County Fair Board or SCFB. If entrants are team roping only they will pay a stock charge of \$10 per entry / horse to a maximum of \$30.
- Each exhibitor/horse combination will be assigned exhibit numbers by the horse show secretary. The exhibitor is required to display the correct number when showing.
- For classes requiring a partner (team roping and ranch sorting), the entrants partner must be listed on the entry, otherwise entrants will be removed from the class. Participants MUST be entered with a partner of the same age group or they will receive NO points towards all-around.**
- Contestants may enter the team events twice, but with different partners. If time allows, exhibition runs may be allowed.
- There are stalls available for overnight use if needed. All reservations for overnight stalls must be made through the fairgrounds office. Please contact Brianne Brower at 307-276-5373 to reserve a stall.
- There will be All-Around awards given in each age division. The point system for calculating the All-Around awards is as following:

	1 ST	2 ND	3 RD	4 TH	5 TH	6 TH
6+ Horses	6	5	4	3	2	1
5 Horses	5	4	3	2	1	
4 Horses	4	3	2	1		
3 Horses	3	2	1			
2 Horses	2	1				
1 Horse	1					

Junior Horse Show Approximate Schedule

- This schedule is approximate and is intended to give participants an estimate of when classes will be run. All classes are guaranteed to start no earlier than the posted

time. If a class starts later than the posted time, it will immediately follow the previous class.

- Unless otherwise stated on the program, the order of the classes will be Senior and FFA, Intermediate, Junior, First Year.

Monday

8:00AM	Halter (Ag Center – Main Arena)
9:00AM	Showmanship <i>Main Arena: FFA and Senior 4-H, Intermediate</i> <i>South Arena: Junior, First Year</i>
10:30AM	Western Equitation (Ag Center – Main Arena)
10:30AM	Trail (Ag Center – South Arena)
11:30AM	Western Riding (Ag Center – Main Arena)
1:00PM	Reining (Ag Center – Main Arena)
1:30PM	Programmed Ride (Ag Center – South Arena)
2:30PM	Ranch Riding (Ag Center – Main Arena)
3:30PM	English Equitation (Ag Center – Main Arena)
4:00PM	Hunter Under Saddle (Ag Center – Main Arena)

Tuesday

*Outdoor arena available for warm-up all day.

8:00AM	Ranch Sorting (Ag Center – Main Arena)
10:00AM	Working Cow Horse (Ag Center – Main Arena)
12:00PM	Barrels (Ag Center – Main Arena)
1:00PM	Poles (Ag Center – Main Arena)

Age Groups

Senior 4-H (14-18) and FFA
Intermediate 4-H (11-13)
Junior 4-H (8-10)
First Year (8-10)



4-H & FFA ROUND ROBIN SHOWMANSHIP CONTEST

SENIOR & INTERMEDIATE CONTESTS

FRIDAY | JULY 27 | 4:30PM

GENERAL INFORMATION

- The Round Robin Showmanship contest is an avenue for 4-H and FFA members to learn about other species of livestock. Each Round Robin Showman will not only be judged on the fitting and showing of their own animal, but also on their abilities in showing other species of livestock.
- Belt buckles will be awarded to the Grand and Reserve Champion Round Robin Senior Showmen. A certificate for an embroidered jacket will be awarded to the Grand and Reserve Champion Round Robin Intermediate Showmen.
- The Sublette County Junior Livestock Sale Association will award a \$200 scholarship to the winner of the Senior Round Robin contest and a \$100 award to the Reserve Champion. The scholarship will be paid out after the fair of the youth's senior year and is to be used towards furthering their education with any post-secondary training.
- The senior contest is open to senior 4-H members (14-18) and FFA members who qualified in their respective showmanship contests: beef, lamb, swine, horse, and goat. The intermediate contest is open to intermediate 4-H members (11-13).
- Eligible contestants will be contacted after qualifying with any details on time, locations, and any additional information.
- *The intermediate contest is not a 4-H supported event, therefore the 4-H program accepts no liability for the contest.*

RULES

- The top two senior and intermediate showmen (4-H or FFA, grand champion and reserve champion) from the following livestock showmanship contests: beef, swine, horse, sheep, and goat, will be eligible to compete in the round robin.
- In the event a member qualifies in more than one contest, he will compete in the round robin with the first animal he/she qualified with, allowing the second-place contestant in the second contest to move up, with the exception of goat and sheep.
- The top showman in goat and sheep will be required to show in that class and, if they have previously qualified in another species, the second-place contestant in that species will move up. The contestant will fit their own animal for show.
- Members must show the same animal they exhibited in the original division showmanship contest.
- There will be one judge for each species; however, the judges will confer on the fitting portion of the contest and give one total score per contestant.
- The judges will score each contestant up to ten points for fitting; these points will be used only for tie-breaking.
- The contestants will be showing each species of animal for five minutes. The judges will give up to ten points.
- Contestants must qualify in their contest in order to compete in the round robin. Also, judges will be picked prior to the fair and scorecards will be made.

ULTRASOUND CONTEST

WEDNESDAY | JULY 25 | FOLLOWING WEIGH-IN

The Sublette County Fair Board is happy to once again provide and sponsor an Ultrasound Contest at the fair! You do not need to fill out an entry form to compete in this contest. There will be a station set-up following the weigh-ins for each specie to have 4-H and FFA animals ultrasounded.

THERE WILL BE BELT BUCKLES AWARDED TO THE BEST ANIMAL OF EACH SPECIE THAT HAS THE BEST CARCASS, AS GRADED AND CHOSEN BY SCOTT NASH.

Results from the Ultrasound Contest will be available for buyers at the Junior Livestock Sale.

CRITERIA

Hogs: % Fat Free Lean

Fat free lean is based on backfat, loin eye area, and weight, plus an adjustment based on if they are a barrow or gilt. There is another adjustment to penalize hogs with backfat of less than .60".

Weight: 240 to 290

Adjusted Backfat: .60" to 1"

Adjusted Loin Eye Area: >6.5 sq. in.

All adjustments are based on 250 pounds.

Goats: Percent Retail Product

Weight: 60 pounds minimum

Lambs: Percent Retail Product

Retail product is based on backfat and ribeye area with a deduction for lambs with less than .15" backfat.

Weight: 120 to 150

Backfat: .15" to .25"

Ribeye Area: >2.85 sq. in.

Beef: Retail Yield Plus % Intramuscular Fat

Retail yield is based on backfat and ribeye area

Weight: 1150 to 1375

Backfat: <.50"

Ribeye Area: 1.0 sq. in. / 100 Pounds

IMF %: >4.75%

CAT

DIVISIONS 1515 TO 1516

WEDNESDAY | JULY 25 | 9:00AM

HORTICULTURE BUILDING

RULES

- The "household pet" cat is of mixed breed or unknown decent.
- A purebred cat is one belonging to a recognized breed with characteristics maintained through generations of unmixed descent; may be registered with a recognized registry.
- Kittens must be at least four months old and not older than eight months of age. Adult cats are older than eight months of age. Because of susceptibility to disease, no kitten under four months of age will be accepted for competition.
- No pregnant or nursing cats may be entered.
- All cats and kittens must have their claws clipped. Declawed cats may enter the show and will not be counted down for declawing.
- Do not enter your cat if you feel it will not be easily handled by the judge.
- Each cat or kitten must be wearing a harness or collar (not a safety collar) and a leash. The exhibitor must always wear the leash on their wrist for safety reasons.
- Exhibitors must furnish their own carpet square during judging. Exhibitors must provide a proper cage or carrier for their cats / kittens. Exhibitors must bring their own litter and litter box.
- All exhibitors should wear long sleeve shirts or blouses with trousers or skirts. No shorts.

HEALTH REQUIREMENTS

- Cats must have current rabies and distemper shots. It is strongly suggested, but not mandatory, that all entries have the combination vaccinations, plus feline leukemia. Vaccinations should not be received within three weeks prior to the show. Health certificates are required.
- Cats found to be ill or with parasites (fleas, ear mites, etc.) will not be allowed to show and will be dismissed from the grounds.
- No cat or kitten may enter the show if there is any (feline) infectious or contagious disease in the household within three weeks prior to the show date.

Division 1515: Cat Conformation

Classes

Kitten Classes (4 – 8 Months)

- 001: Long-Haired Female
- 002: Long-Haired Male
- 003: Short-Haired Female
- 004: Short-Haired Male

Adult Classes (More Than 8 Months)

- 005: Purebred, Long-Haired Male
- 006: Purebred, Long-Haired Female
- 007: Purebred, Short-Haired Male

- 008: Purebred, Short-Haired Female
- 009: Household Pet, Long-Haired Male
- 010: Household Pet, Long-Haired Female
- 011: Household Pet, Short-Haired Male
- 012: Household Pet, Short-Haired Female

Division 1516: Cat Showmanship

Classes

- 001: Senior 4-H (14-18)
- 002: Intermediate 4-H (11-13)
- 003: Junior 4-H (8-10)
- 004: First Year (8-10)
- 005: PeeWee (Under 8)

DOG

DIVISIONS 1517 TO 1518

TUESDAY | JULY 24 | 4:00PM

EVENT CENTER

RULES

- All dogs must be at least six months of age by May 1 to compete at the 4-H Dog Show and one year of age by May 1 for agility classes.
- Youth should have a copy of their 4-H Dog ID form submitted by May 1 to the Extension Office.
- All animal entries of bonafide Wyoming origin must be accompanied by an official health certificate issued at the point of origin by an accredited veterinarian. Certificates for dog entries must show current immunization as per state veterinary guidelines.
- All dogs must be on leash (excluding competition) and under control at all times. Dogs must not be taken in areas where livestock are unloading.
- Vicious dogs will be dismissed from the ring and must be removed from the premises.
- Females in season will be allowed in classes. However, they will go through at the end of all classes.
- Spayed, monorchid, and neutered dogs may be shown without judging discrimination.
- Dogs must be clean and well groomed.
- The show committee reserves the right to ask anyone violating these rules to leave.
- No class will be held up for a contestant in a different show.
- Entries for rally and agility classes will need a current Wyoming 4-H Jump Height card at check-in to verify correct class entries.

Division 1517: Dog Show Obedience

RULES

- A 4-H member may compete in only one obedience class per dog, with a total maximum of two entries (dogs). Their first dog is referred to as the "A" dog. The other is referred to as the "B" dog for class entries.
- The first-year beginner novice class is for members who are in their first year of the dog project, not the first year with a new dog. It is designed as a training class for members who do not feel competent to start

in the On Leash class. Members may compete in the first year class only once.

- An exhibitor who competes in the A groups with their first dog stays in the A groups with that dog for each level. The same is true for the B groups and levels. A member advances from On Leash A to Novice A. Same applies for moving in B classes.
- A 4-H exhibitor with a dog shown previously in obedience classes by another 4-H member or a dog that has a title from another organization or has at least three qualifying scores from the designated annual county 4-H show must show the dog by these guidelines:
 - Junior and Intermediate age exhibitors may move back or down one level
 - Senior age exhibitors must show the dog at the highest level the dog has achieved
- A dog receiving a qualifying score of at least 170 points at the designated annual county 4-H show may advance the following year to the next higher class but must advance after receiving 3 qualifying scores from the designated annual county 4-H show. Once the higher level of obedience is selected for the dog, the member may not drop back to the lower level with the same dog.
- High in trial will be calculated on the basis of the raw qualifying score plus five additional points with each increase in level of difficulty.
- Score Sheets: The Wyoming 4-H dog score sheets were designed for the benefit of 4-H members. They are intended as guides for judges. Judges use their discretion in deciding the seriousness of errors.
- All dogs must enter and leave the show ring and compete with a leash.
- Bait and/or toys are not allowed in the obedience competition.
- Dogs soiling or urinating in the ring during judging will be disqualified and receive no score.
- Males and females will be shown in the same class. Females in heat will be shown last in the class and must be kept away from the obedience ring until call time.

Classes

- 001: First Year Beginner Novice
002: On Leash A
003: Novice A (On and Off Leash) - For dogs that have not received a first level obedience title from another organization.
004: Graduate Novice A - For dogs that have received a first level obedience title from another organization but have not received a second level obedience title.
005: Open A (Off Leash) - For dogs that have received a first level obedience title from another organization but have not received a second level obedience title.
006: Utility A (Off Leash) - For dogs that have received a second level obedience title from another organization.

- 007: On Leash B
008: Novice B (On and Off Leash) - For dogs that have not received a first level obedience title from another organization.
009: Graduate Novice B - For dogs that have received a first level obedience title from another organization but have not received a second level obedience title.
010: Open B (Off Leash) - For dogs that have received a first level obedience title from another organization but have not received a second level obedience title.
011: Utility B (Off Leash) - For dogs that have received a second level obedience title from another organization.

Conformation

RULES

- All dogs must enter and leave the ring on a leash.
- Classes will be subdivided by breeds within a class, if numbers warrant. First place winners in classes 012-021 will compete for the Best in Show award in conformation.
- Exhibitors entering more than one dog in any class may be assisted only by another 4-H member (from the same county, if possible), if the dogs must be shown at the same time.
- Classes 012-019 will be judged according to AKC standards, but it is not necessary that dogs be registered; they must be purebred - both animal parents of the same breed.
- Classes 020 and 021 are for cross-bred dogs (parents of different breeds) and will be judged according to the predominant breed characteristics and/or soundness, gait, condition, and grooming.
- Before entering your dog, check the list of breeds that are eligible for each group. It can be found online at <http://Wyoming4H.org> under the dog link of the projects tab.

Classes

- 012: Sporting Group
013: Hound Group
014: Working Group
015: Terrier Group
016: Toy Group
017: Non-Sporting Group
018: Herding Group
019: Any Other Purebred Dogs Not Listed Elsewhere
020: Any Other Crossbred Dog, Over 14"
021: Any Other Crossbred Dog, Under 14"

Agility

RULES

- Dogs must be at least one year of age by May 1, 2018.
- State entrants must achieve qualifying scores at their county level before competing in the State 4-H Dog Show. The level at which a member qualifies at the county level is the level in which they will compete at the State 4-H Dog Show.

- A dog receiving a qualifying score of at least 75 points at county 4-H show may advance the following year to the next higher class but must advance after receiving 3 qualifying scores from the designated county 4-H show. Once the higher level in agility is selected for the dog, the member may not drop back to the lower level with the same dog.
- Youth, with a dog shown in previous years by another 4-H member or a dog that has a standard agility title from another organization, or has received three qualifying scores from the designated annual county 4-H show, must show the dog under these guidelines:
 - Junior and Intermediate aged 4-H youth may move "back" or "down" one level.
 - Senior aged 4-H youth must show the dog at the highest level that the dog has achieved.
 - All dogs must enter and leave the ring on a leash.
 - Level 1: Dogs will run on a leash six foot in length. Level 2: Dogs must run off leash or with a tab no longer than six inches. Collars must be of a flat, buckle variety with nothing hanging from it such as tags.
 - Bait is not allowed in agility competition.
 - Dogs in season will run at the end of each class.
 - A time for all handlers (only) to familiarize themselves with the course they are competing in will be established and announced.
 - Fastest times will be used to break ties on scores at all levels.

Classes

Level →	1	2	3	4	5	6	7
Under 10"	022	026	030	034	038	042	046
10" to Under 15"	023	027	031	035	039	043	047
15" to Under 20"	024	028	032	036	040	044	048
20" & Over	025	029	033	037	041	045	049

JUMP HEIGHT TABLE

Dog Height	Jump	Tire Jump	Pause Table	Broad Jump
Under 10"	4"	4"	8"	1 Board
10" to Under 15"	8"	4"	8"	2 Boards
15" to Under 20"	12"	8"	16"	3 Boards
20" & Over	16"	12"	16"	3 Boards

Rally

RULES

- Eligible entries are identified and entered by each county 4-H educator.
- A dog can be entered in only one rally class.
- A dog must advance levels after receiving three qualifying scores except for the (RAE). Once a level is selected for the dog, the members may not drop to a lower level. RAE class in indefinitely.
- Dogs soiling in the ring will be disqualified.
- All dogs must enter and leave the ring on leash. Those competing in on leash classes should do so with a 6-foot leash.
- Collars may be flat buckle (leather or nylon) or choke chains.
- No bait (dog treats or toys) is allowed in the ring.
- Rally Advanced Excellent (RAE) Class Only: Participation ribbons will be given in the advanced

and excellent classes regardless of qualifying score. If qualifying scores are received in both classes, then placement ribbons will be given.

- **Junior, Intermediate, Senior is the 4-H age of the youth.**
- Rookie: A youth which is competing for the first time.
- Veteran: A youth which has competed before and this is his/her second or more year competing.
- Novice: A dog which is competing for the first time or which has not obtained a qualifying score to achieve advanced status.
- Advanced: A dog which has been used for competition before and received a score of at least 70 points in a novice class.
- Excellent: A dog which has been used for competition before and received a score of at least 70 points in an advanced class.

Classes

- 052: Junior Rookie with Novice Dog
- 053: Junior Veteran with Novice Dog
- 054: Junior Rookie with Advanced Dog
- 055: Junior Veteran with Advanced Dog
- 056: Junior Rookie with Excellent Dog
- 057: Junior Veteran with Excellent Dog
- 058: Intermediate Rookie with Novice Dog
- 059: Intermediate Veteran with Novice Dog
- 060: Intermediate Rookie with Advanced Dog
- 061: Intermediate Veteran with Advanced Dog
- 062: Intermediate Rookie with Excellent Dog
- 063: Intermediate Veteran with Excellent Dog
- 064: Senior Rookie with Novice Dog
- 065: Senior Veteran with Novice Dog
- 066: Senior Rookie with Advanced Dog
- 067: Senior Veteran with Advanced Dog
- 068: Senior Rookie with Excellent Dog
- 069: Senior Veteran with Excellent Dog
- 070: Rally Advanced Excellent (RAE)

Division 1518: Dog Showmanship

Classes

- 001: Senior 4-H (14-18)
- 002: Intermediate 4-H (11-13)
- 003: Junior 4-H (8-10)
- 004: First Year (8-10)
- 005: PeeWee

POULTRY

DIVISIONS 1609 TO 1610

WEDNESDAY | JULY 25 | 10:00AM

POULTRY BARN

RULES

- All birds must have a current certificate of veterinary inspection which will be checked at an offgrounds site. Any sick or diseased animals may not be allowed on ground and / or be disqualified and must be removed from the grounds immediately.

- Individual birds entered in trios or fryer pens will not be permitted to compete for individual prizes or compete as part of another trio or fryer pen.
- All birds must be owned by the exhibitor by June 1, 2018 to be eligible to show.
- If less than three birds are entered in a class, they will be combined with a similar class as determined by show management.

ENTRY INFORMATION

- The class code must include the department number (16), the division number (1609), and the class number.

Division 1609: Poultry

Poultry

- A Cock: Male Fowl One Year and Older
- B Cockerel: Male Fowl Less Than One Year
- C Hen: Female Fowl One Year and Older
- D Pullet: Female Fowl Less Than One Year
- E Mature Trio: One Cock and Two Hens (Same Breed and Variety)
- F Young Trio: One Cockerel and Two Pullets (Same Breed and Variety)
- G Fryer Pen of Cockerels
- H Fryer Pen of Pullets

Standard Poultry

Class	A	B	C	D	E	F	G	H
American	001	002	003	004	005	006		
Asiatic	007	008	009	010	011	012		
Continental	013	014	015	016	017	018		
English	019	020	021	022	023	024		
Mediterranean	025	026	027	028	029	030		
Other Breeds	031	032	033	034	035	036		
Fryer Pens							037	038

Bantam Poultry

Class	A	B	C	D	E	F
Game Breeds	040	041	042	043	044	045
Single Comb	046	047	048	049	050	051
Rose Comb	052	053	054	055	056	057
All Other Combs	058	059	060	061	062	063
Feather Legged	064	065	066	067	068	069

Waterfowl

- A Drake: Male One Year and Older
- B Young Drake: Male Less Than One Year
- C Hen: Female One Year and Older
- D Young Hen: Female Less Than One Year
- E Gander: Male One Year and Older
- F Young Gander: Male Less Than One Year
- G Goose: Female One Year and Older
- H Young Goose: Female Less Than One Year

Ducks

Class	A	B	C	D
Heavy Weight Ducks	070	071	072	073
Medium Weight Ducks	074	075	076	077
Light Weight Ducks	078	079	080	081
Ducks Bantam Weight	082	083	084	085

Geese

Class	E	F	G	H
Heavy Weight Geese	086	087	088	089
Medium Weight Geese	090	091	092	093
Light Weight Geese	094	095	096	097

Turkey

- A Tom: Male One Year and Older
- B Young Tom: Male Less Than One Year
- C Hen: Female One Year and Older
- D Young Hen: Female Less Than One Year
- E Mature Trio: One Tom and Two Hens (Same Breed and Variety)
- F Young Trio: One Tom and Two Hens (Same Breed and Variety)

Class	A	B	C	D	E	F
All Standard Varieties	098	099	100	101	102	103

Ornamental Birds

All ornamentals to be entered as pairs, one cock and one hen of the same breed and variety only.

- A Mature Pair: Cock and Hen – One Year and Older (Same Breed and Variety)
- B Young Pair: Young Cock and Young Hen – Less Than One Year (Same Breed and Variety)

Class	A	B
Guinea Fowl	104	105
Peacocks	106	107
Pheasants	108	109
Quail	110	111
Any Other	112	113

Division 1610: Poultry Showmanship

Classes

- 001: Senior 4-H (14-18) and FFA
- 002: Intermediate 4-H (11-13)
- 003: Junior 4-H (8-10)
- 004: First Year (8-10)
- 005: PeeWee (Under 8)

RABBIT

DIVISIONS 1611 TO 1612

FRIDAY | JULY 27 | 1:00PM

EVENT CENTER

RULES

- If an animal is shown in a fur class, it must also have been shown in its respective breed class. Animals disqualified for reasons other than health may still show in the fur class. Fryer fur animals should be shown out of a meat pen only.
- Rabbit identification sometimes slows down the show. To speed up that process, exhibitors are asked to have all rabbits tattooed in the left ear. Please record tattoo number on the coop card.
- Current classes and varieties are the result of trends over the years. Additions and deletions are made each year based upon the trends shown by coop card numbers.

ENTRY INFORMATION

- The class code must include the department number (16), the division number (1611), and the class number.

Division 1611: Rabbit

Rabbits

- A Junior Doe: Up to Six Months

- B Intermediate Doe: Six to Eight Months
 C Senior Doe: Eight Months and Older
 D Junior Buck: Up to Six Months
 E Intermediate Buck: Six to Eight Months
 F Senior Buck: Eight Months and Older

Six Class Breeds

Class	A	B	C	D	E	F
Californian	001	002	003	004	005	006
Flemish Giant	007	008	009	010	011	012
French Lop - Broken	013	014	015	016	017	018
French Lop - Solid	019	020	021	022	023	024
New Zealand	025	026	027	028	029	030
Satins (White)	031	032	033	034	035	036
Satins (All Varieties)	037	038	039	040	041	042
Any Other Purebred	043	044	045	046	047	048
Any Other Crossbred	049	050	051	052	053	054

Four Class Breeds

Class	A	B	C	D	E	F
Angora English	055	*	056	057	*	058
Angora French	059	*	060	061	*	062
Dutch	063	*	064	065	*	066
Himalayan	067	*	068	069	*	070
Holland Lop	071	*	072	073	*	074
Jersey Wooley	075	*	076	077	*	078
Mini Lop - Colored	079	*	080	081	*	082
Mini Lop - Broken	083	*	084	085	*	086
Mini Rex	087	*	088	089	*	090
Netherland Dwarf	091	*	092	093	*	094
Polish	095	*	096	097	*	098
Rex - Broken	099	*	100	101	*	102
Rex - Colored	103	*	104	105	*	106
Any Other Purebred	107	*	108	109	*	110
Any Other Crossbred	111	*	112	113	*	114

Rabbit Meat Classes

- 115: Meat Pen of Three Rabbits (Limit One Entry per Exhibitor)
 116: Single Fryer (Limit One Entry per Exhibitor)

Rabbit Fur Classes

- 119: Normal Fur, White Only: American, Beveren, Britannia Petite, Californian, English Lops, Florida Whites, Himalayans, Polish, New Zealand
 120: Normal Fur, All Colors but White: American, Beveren, Belgian Hare, Britannia Petite, Champagne D'Argent, Checkered Giants, Cinnamon, Crème D'Argent, Dutch, English Lops, English Spot, Giant Chinchilla, Harlequins, Havana, New Zealand, Palomino, Polish, Rhinelander, Silvers, Silver Marten, Tans
 121: Rex, White Only: Mini Rex and Rex
 122: Rex, All Colors but White: Mini Rex and Rex
 123: Satin, White Only: Satins
 124: Satin, All Colors but White: Satins
 125: All Other Breed Fur, All Colors: American Chinchilla, American Sable, Dwarf Hotot, Flemish Giants, French Lops, Hotot, Holland Lops, Lilac, Mini Lops, Netherland Dwarfs, Silver Fox, Standard Chinchilla
 126: Fryer Fur, All Colors: A rabbit from the meat pen class.

Rabbit Wool Classes

- All wool breed rabbits are shown together and will be separated into two groups, white and colored. Breeds for the wool classes are English Angora, French Angora, Satin Angora, Giant Angora, American Fuzzy Lop, and Jersey Wooley.

127: Wool, White Only


128: Wool, All Colors

Division 1612: Rabbit Showmanship

Classes

- 001: Senior 4-H (14-18) and FFA
 002: Intermediate 4-H (11-13)
 003: Junior 4-H (8-10)
 004: First Year (8-10)
 005: PeeWee (Under 8)






4-H STATIC EXHIBITS

DIVISIONS 1816 TO 1873

FRIDAY | JULY 20 | 9:00AM

COMMERCIAL BUILDING



- All 4-H members bringing static exhibits to fair are encouraged to attend an interview with the judge to present what they learned. Interview judging will begin at 9:00AM on Friday, July 20, 2018. Each member will be designated a specific time to meet with the judge and as much as possible should adhere to that schedule. If a member is unable to attend interview judging they may still have their exhibit judged, but should make appropriate arrangements to have the item to the Commercial Building no later than 12:00PM on July 20.
- Due to the absence of interview judging at the state fair, the accompaniment of a brief explanation with your project may help the judge when assigning a ribbon placing. Points to consider may include: process, tools used, skills learned, goals achieved, and additional help from others.
- Because 4-H promotes a learning experience associated with project enrollment, entries are evaluated within the context of the division in which they are entered (i.e. entry in leathercraft is evaluated on leathercraft skills).
- Posters, pictures, artwork, and photography exhibits should come with a method for hanging them on hooks attached to pegboard. If the items cannot be hung, they will be displayed on the floor or table.
- Display boards or poster boards must be able to stand on their own on a table.
- Any exhibit that puts the safety of others at risk of injury or harm, as deemed by the 4-H Office, may not be allowed to be publicly displayed and/or judged.
- Oversized exhibits will be displayed as space permits.
- 4-H exhibits are placed as judged using the Danish system of recognition (purple, blue, red, white). Additional awards or recognition are available pending donor support.
- All non-livestock exhibits must be in place in the 4-H department by 11:00AM on July 20, 2018.
- All non-livestock exhibits will be released from 8:00AM to 2:00PM on Sunday, July 29 or by appointment the week after fair. **Exhibits will not be released early.** Any exhibits not picked up will be thrown away or donated elsewhere.

Division 1816: Aerospace

- No live rocket engines allowed in any display.

Classes

- 001: Junior (8-10), First or Second Year in Project
- 002: Junior (8-10), Three Years in Project
- 003: Intermediate (11-13), First or Second Year in Project
- 004: Intermediate (11-13), Three Years or More in Project
- 005: Senior (14-18), First or Second Year in Project
- 006: Senior (14-18), Three Years or More in Project

Division 1817: Archery

- No live ammunition is permitted.

Classes

- 001: Junior (8-10), First or Second Year in Project
- 002: Junior (8-10), Three Years in Project
- 003: Intermediate (11-13), First or Second Year in Project
- 004: Intermediate (11-13), Three Years or More in Project
- 005: Senior (14-18), First or Second Year in Project
- 006: Senior (14-18), Three Years or More in Project

Division 1818: Beef

- All live animals should be entered in appropriate 4-H or junior shows – NOT in this division.

Classes

- 001: Junior (8-10), First or Second Year in Project
- 002: Junior (8-10), Three Years in Project
- 003: Intermediate (11-13), First or Second Year in Project
- 004: Intermediate (11-13), Three Years or More in Project
- 005: Senior (14-18), First or Second Year in Project
- 006: Senior (14-18), Three Years or More in Project

Division 1819: Cake Decorating

- Decorating must be done on an artificial cake form, such as Styrofoam or inverted cake pan. Do not exhibit on real cakes.
- Exhibits should be placed on disposable plates or boards covered with foil, plastic or decorative covering, and allow 1"

minimum of free space between cake and outer edge of plate or board.

- Do not bring exhibits on glass plates or valued trays.
- All exhibits with frosting that are not picked up by release of exhibits may be disposed of by 4-H management. Ribbons will be saved and given to youth.

Icing Based Classes

- 001: Junior (8-10), First or Second Year in Project
- 002: Junior (8-10), Three Years in Project
- 003: Intermediate (11-13), First or Second Year in Project
- 004: Intermediate (11-13), Three Years or More in Project
- 005: Senior (14-18), First or Second Year in Project
- 006: Senior (14-18), Three Years or More in Project

Fondant Based Classes

- 007: Junior (8-10), First or Second Year in Project
- 008: Junior (8-10), Three Years in Project
- 009: Intermediate (11-13), First or Second Year in Project
- 010: Intermediate (11-13), Three Years or More in Project
- 011: Senior (14-18), First or Second Year in Project
- 012: Senior (14-18), Three Years or More in Project

Division 1820: Cat

- All live animals should be entered in appropriate 4-H or junior shows – NOT in this division.

Classes

- 001: Junior (8-10), First or Second Year in Project
- 002: Junior (8-10), Three Years in Project
- 003: Intermediate (11-13), First or Second Year in Project
- 004: Intermediate (11-13), Three Years or More in Project
- 005: Senior (14-18), First or Second Year in Project
- 006: Senior (14-18), Three Years or More in Project

Division 1822: Citizenship

Classes

- 001: Junior (8-10), First or Second Year in Project
- 002: Junior (8-10), Three Years in Project

- 003: Intermediate (11-13), First or Second Year in Project
- 004: Intermediate (11-13), Three Years or More in Project
- 005: Senior (14-18), First or Second Year in Project
- 006: Senior (14-18), Three Years or More in Project

Division 1823: Computers

- Exhibit may be accompanied with an explanation of operation and directions for use or operating.

Classes

- 001: Junior (8-10), First or Second Year in Project
- 002: Junior (8-10), Three Years in Project
- 003: Intermediate (11-13), First or Second Year in Project
- 004: Intermediate (11-13), Three Years or More in Project
- 005: Senior (14-18), First or Second Year in Project
- 006: Senior (14-18), Three Years or More in Project

Division 1824: Crocheting

- Each exhibit may include historical information about the skill exhibited.

Classes

- 001: Junior (8-10), First or Second Year in Project
- 002: Junior (8-10), Three Years in Project
- 003: Intermediate (11-13), First or Second Year in Project
- 004: Intermediate (11-13), Three Years or More in Project
- 005: Senior (14-18), First or Second Year in Project
- 006: Senior (14-18), Three Years or More in Project

Division 1826: Goats

- All live animals should be entered in appropriate 4-H or junior shows – NOT in this division.

Classes

- 001: Junior (8-10), First or Second Year in Project
- 002: Junior (8-10), Three Years in Project
- 003: Intermediate (11-13), First or Second Year in Project
- 004: Intermediate (11-13), Three Years or More in Project
- 005: Senior (14-18), First or Second Year in Project
- 006: Senior (14-18), Three Years or More in Project

Division 1827: Dog

- All live animals should be entered in appropriate 4-H or junior shows – NOT in this division.

Classes

- 001: Junior (8-10), First or Second Year in Project
- 002: Junior (8-10), Three Years in Project
- 003: Intermediate (11-13), First or Second Year in Project
- 004: Intermediate (11-13), Three Years or More in Project
- 005: Senior (14-18), First or Second Year in Project
- 006: Senior (14-18), Three Years or More in Project

Division 1828: Electricity

Classes

- 001: Junior (8-10), First or Second Year in Project
- 002: Junior (8-10), Three Years in Project
- 003: Intermediate (11-13), First or Second Year in Project
- 004: Intermediate (11-13), Three Years or More in Project
- 005: Senior (14-18), First or Second Year in Project
- 006: Senior (14-18), Three Years or More in Project

Division 1829: Entomology

- No live insects or toxic substances allowed.
- Insect collections should be display collections.

Classes

- 001: Junior (8-10), First or Second Year in Project
- 002: Junior (8-10), Three Years in Project
- 003: Intermediate (11-13), First or Second Year in Project
- 004: Intermediate (11-13), Three Years or More in Project
- 005: Senior (14-18), First or Second Year in Project
- 006: Senior (14-18), Three Years or More in Project

Division 1830: Fabric and Fashion

- Exhibits involving comparison shopping or wardrobe selection are entered in buymanship classes (portfolios, posters, etc.). The actual garment(s) are not evaluated in Buymanship classes.
- Youth competing in the Fashion Revue should enter in Division 1875.

Construction Classes

- 001: Junior (8-10), First or Second Year in Project

- 002: Junior (8-10), Three Years in Project
- 003: Intermediate (11-13), First or Second Year in Project
- 004: Intermediate (11-13), Three Years or More in Project
- 005: Senior (14-18), First or Second Year in Project
- 006: Senior (14-18), Three Years or More in Project

Buymanship Classes

- 007: Junior (8-10), First or Second Year in Project
- 008: Junior (8-10), Three Years in Project
- 009: Intermediate (11-13), First or Second Year in Project
- 010: Intermediate (11-13), Three Years or More in Project
- 011: Senior (14-18), First or Second Year in Project
- 012: Senior (14-18), Three Years or More in Project

Embellished or Recycled Classes

- 013: Junior (8-10), First or Second Year in Project
- 014: Junior (8-10), Three Years in Project
- 015: Intermediate (11-13), First or Second Year in Project
- 016: Intermediate (11-13), Three Years or More in Project
- 017: Senior (14-18), First or Second Year in Project
- 018: Senior (14-18), Three Years or More in Project

Division 1831: Food and Nutrition

- Recipes are required with all entries. Recipes will not be returned and become the property of 4-H. Recipes must include the member's name, age, and county they are representing.
- Only enter foods that can be safely stored at room temperature. Foods determined to be unsafe at room temperature will be disqualified with the decision of the judge being final. (For example, do not enter cream pies, casseroles, or items with cream cheese frosting, etc.) Foods entered should be suitable for freezing prior to State Fair to aid in transportation to the state fair.
- Judges may or may not choose to open, taste, cut, handle, etc., any entry.
- Judges will negatively evaluate entries using commercial cake or bread mixes or those with wrappers (cupcakes, muffins, etc.).
- Exhibit on 6" or smaller, plastic coated or Styrofoam plate when possible.
- When smaller items are exhibited (rolls, cookies, biscuits, etc.) enter three items for each class.
- When single items are exhibited (cakes, loaves, etc.), enter one fourth of the item. Breads should be displayed as an end-cut, cut from top crust through bottom crust.

Prepared Classes

- 001: Junior (8-10), First or Second Year in Project
- 002: Junior (8-10), Three Years in Project
- 003: Intermediate (11-13), First or Second Year in Project
- 004: Intermediate (11-13), Three Years or More in Project
- 005: Senior (14-18), First or Second Year in Project
- 006: Senior (14-18), Three Years or More in Project

Preserved Classes

- Recipes are required with all entries. Recipes will not be returned and become the property of 4-H. Recipes must include the member's name, age, and county they are representing.
- All exhibits must attach the following information in some fashion:
 - Product name
 - Processing method (boiling water or pressure)
 - If pressure, list pounds of pressure
 - Processing time
 - Altitude where product was processed
 - Style of packing (raw or hot)
 - Source of recipe
 - Drying process and internal temperature (for jerky)
- Due to potential hazards of food-borne illness, judges may or may not choose to open, taste, unseal, handle, etc., any entry.
- Clear, clean (usually half-pint, pint, or quart) Mason home canning jars in good condition with two-piece metal canning lids (flat lid and band) must be used. Regular or wide-mouth styles may be used.

- All entries will be initially evaluated based on meeting food safety guidelines from USDA and current UW publications found at:
<http://www.wyoextension.org/eatwyoming/preserve.php>
including appropriate altitude adjustments and processing times.

007: Junior (8-10), First or Second Year in Project
008: Junior (8-10), Three Years in Project
009: Intermediate (11-13), First or Second Year in Project
010: Intermediate (11-13), Three Years or More in Project
011: Senior (14-18), First or Second Year in Project
012: Senior (14-18), Three Years or More in Project

Division 1833: Gardening and Horticulture

- Please use zip close bags for easy removal.
- Superintendent will have the authority to dispose of entries which have begun to spoil before the end of fair. Exhibitors will still receive their ribbons and awards.
- See Open Class Vegetable and Fruit Division for suggested number per plate.

Classes

001: Junior (8-10), First or Second Year in Project
002: Junior (8-10), Three Years in Project
003: Intermediate (11-13), First or Second Year in Project
004: Intermediate (11-13), Three Years or More in Project
005: Senior (14-18), First or Second Year in Project
006: Senior (14-18), Three Years or More in Project

Division 1834: Geology

- Use display board or box suitable for vertical display. Attach specimens with wire to the board or box so there is no possibility of their coming loose.

Classes

001: Junior (8-10), First or Second Year in Project
002: Junior (8-10), Three Years in Project
003: Intermediate (11-13), First or Second Year in Project
004: Intermediate (11-13), Three Years or More in Project
005: Senior (14-18), First or Second Year in Project
006: Senior (14-18), Three Years or More in Project

Division 1836: Health

Classes

001: Junior (8-10), First or Second Year in Project
002: Junior (8-10), Three Years in Project
003: Intermediate (11-13), First or Second Year in Project
004: Intermediate (11-13), Three Years or More in Project
005: Senior (14-18), First or Second Year in Project
006: Senior (14-18), Three Years or More in Project

Division 1837: Horse

- All live animals should be entered in appropriate 4-H or youth shows – NOT in this division.

Classes

001: Junior (8-10), First or Second Year in Project
002: Junior (8-10), Three Years in Project
003: Intermediate (11-13), First or Second Year in Project
004: Intermediate (11-13), Three Years or More in Project
005: Senior (14-18), First or Second Year in Project
006: Senior (14-18), Three Years or More in Project

Division 1841: Interior Design

Classes

001: Junior (8-10), First or Second Year in Project
002: Junior (8-10), Three Years in Project
003: Intermediate (11-13), First or Second Year in Project
004: Intermediate (11-13), Three Years or More in Project
005: Senior (14-18), First or Second Year in Project
006: Senior (14-18), Three Years or More in Project

Division 1842: Knitting

- Each exhibit may include historical information about the skill exhibited.

Classes

001: Junior (8-10), First or Second Year in Project
002: Junior (8-10), Three Years in Project
003: Intermediate (11-13), First or Second Year in Project

004: Intermediate (11-13), Three Years or More in Project
005: Senior (14-18), First or Second Year in Project
006: Senior (14-18), Three Years or More in Project

Division 1843: Leathercraft

- Sublette County Fair and 4-H are not responsible for missing or broken items.

Classes

001: Junior (8-10), First or Second Year in Project
002: Junior (8-10), Three Years in Project
003: Intermediate (11-13), First or Second Year in Project
004: Intermediate (11-13), Three Years or More in Project
005: Senior (14-18), First or Second Year in Project
006: Senior (14-18), Three Years or More in Project

Division 1844: Llamas and Alpacas

Classes

001: Junior (8-10), First or Second Year in Project
002: Junior (8-10), Three Years in Project
003: Intermediate (11-13), First or Second Year in Project
004: Intermediate (11-13), Three Years or More in Project
005: Senior (14-18), First or Second Year in Project
006: Senior (14-18), Three Years or More in Project

Division 1847: Muzzleloading

- No live ammunition is permitted.

Classes

001: Junior (8-10), First or Second Year in Project
002: Junior (8-10), Three Years in Project
003: Intermediate (11-13), First or Second Year in Project
004: Intermediate (11-13), Three Years or More in Project
005: Senior (14-18), First or Second Year in Project
006: Senior (14-18), Three Years or More in Project

Division 1848: Nature and Ecology

Classes

001: Junior (8-10), First or Second Year in Project
002: Junior (8-10), Three Years in Project
003: Intermediate (11-13), First or Second Year in Project
004: Intermediate (11-13), Three Years or More in Project
005: Senior (14-18), First or Second Year in Project
006: Senior (14-18), Three Years or More in Project

Division 1849: Photography and Digital Creations

- Exhibits shall be mounted securely on a stiff mounting board or foam board.
- Posters, pictures, artwork and photography exhibits must come with a method for hanging from hooks on pegboard.
- No breakable glass allowed – use of Plexiglas or shrink plastic is allowed.

Photography Classes

001: Junior (8-10), First or Second Year in Project
002: Junior (8-10), Three Years in Project
003: Intermediate (11-13), First or Second Year in Project
004: Intermediate (11-13), Three Years or More in Project
005: Senior (14-18), First or Second Year in Project
006: Senior (14-18), Three Years or More in Project

Digital Creation Classes

- Exhibits, created from an existing photograph that have been digitally altered to change the original content resulting in a new and unique piece.
- This category is not intended for enhanced photographs such as removing red-eye, adding a border, adjusting color or shading, etc.

007: Junior (8-10), First or Second Year in Project
008: Junior (8-10), Three Years in Project
009: Intermediate (11-13), First or Second Year in Project
010: Intermediate (11-13), Three Years or More in Project
011: Senior (14-18), First or Second Year in Project
012: Senior (14-18), Three Years or More in Project

Division 1850: Pistol

- No live ammunition is permitted.

Classes

001: Junior (8-10), First or Second Year in Project
002: Junior (8-10), Three Years in Project

- 003: Intermediate (11-13), First or Second Year in Project
- 004: Intermediate (11-13), Three Years or More in Project
- 005: Senior (14-18), First or Second Year in Project
- 006: Senior (14-18), Three Years or More in Project

Division 1851: Pocket Pet

- All live animals should be entered in appropriate 4-H or youth shows – NOT in this division.

Classes

- 001: Junior (8-10), First or Second Year in Project
- 002: Junior (8-10), Three Years in Project
- 003: Intermediate (11-13), First or Second Year in Project
- 004: Intermediate (11-13), Three Years or More in Project
- 005: Senior (14-18), First or Second Year in Project
- 006: Senior (14-18), Three Years or More in Project

Division 1852: Poultry

- All live animals should be entered in appropriate 4-H or youth shows – NOT in this division.

Classes

- 001: Junior (8-10), First or Second Year in Project
- 002: Junior (8-10), Three Years in Project
- 003: Intermediate (11-13), First or Second Year in Project
- 004: Intermediate (11-13), Three Years or More in Project
- 005: Senior (14-18), First or Second Year in Project
- 006: Senior (14-18), Three Years or More in Project

Division 1853: Quilting

- Each exhibit may include historical information about the skill exhibited.
- A quilt must be made up of three parts: top (pieced, panels, whole cloth), middle (batting, blanket, flannel, etc.), and back (whole or pieced fabric).
- Quilting methods include: machine (either domestic or long-arm), hand, or tied.
- If no quilting method is used, the item should not be entered as a quilting project exhibit. For example, a duvet cover with no quilting would be more appropriately entered into the Interior Design division or, if using sewing techniques, entered into the Fabric and Fashion division.

Traditional Classes

- 001: Junior (8-10), First or Second Year in Project
- 002: Junior (8-10), Three Years in Project
- 003: Intermediate (11-13), First or Second Year in Project
- 004: Intermediate (11-13), Three Years or More in Project
- 005: Senior (14-18), First or Second Year in Project
- 006: Senior (14-18), Three Years or More in Project

Tied or Pieced Classes

- 001: Junior (8-10), First or Second Year in Project
- 002: Junior (8-10), Three Years in Project
- 003: Intermediate (11-13), First or Second Year in Project
- 004: Intermediate (11-13), Three Years or More in Project
- 005: Senior (14-18), First or Second Year in Project
- 006: Senior (14-18), Three Years or More in Project

Division 1854: Rabbit

- All live animal exhibits should be entered in appropriate 4-H or youth shows – NOT in this division.

Classes

- 001: Junior (8-10), First or Second Year in Project
- 002: Junior (8-10), Three Years in Project
- 003: Intermediate (11-13), First or Second Year in Project
- 004: Intermediate (11-13), Three Years or More in Project
- 005: Senior (14-18), First or Second Year in Project
- 006: Senior (14-18), Three Years or More in Project

Division 1855: Range Management

- Specimens of noxious weeds or trees are not permitted.

Classes

- 001: Junior (8-10), First or Second Year in Project
- 002: Junior (8-10), Three Years in Project
- 003: Intermediate (11-13), First or Second Year in Project
- 004: Intermediate (11-13), Three Years or More in Project
- 005: Senior (14-18), First or Second Year in Project
- 006: Senior (14-18), Three Years or More in Project

Division 1856: Recreation

Classes

- 001: Junior (8-10), First or Second Year in Project
- 002: Junior (8-10), Three Years in Project
- 003: Intermediate (11-13), First or Second Year in Project
- 004: Intermediate (11-13), Three Years or More in Project
- 005: Senior (14-18), First or Second Year in Project
- 006: Senior (14-18), Three Years or More in Project

Division 1857: Rifle

- No live ammunition is permitted.

Classes

- 001: Junior (8-10), First or Second Year in Project
- 002: Junior (8-10), Three Years in Project
- 003: Intermediate (11-13), First or Second Year in Project
- 004: Intermediate (11-13), Three Years or More in Project
- 005: Senior (14-18), First or Second Year in Project
- 006: Senior (14-18), Three Years or More in Project

Division 1858: Robotics

- Exhibit may be accompanied with an explanation of operation and directions for use or operating.

Classes

- 001: Junior (8-10), First or Second Year in Project
- 002: Junior (8-10), Three Years in Project
- 003: Intermediate (11-13), First or Second Year in Project
- 004: Intermediate (11-13), Three Years or More in Project
- 005: Senior (14-18), First or Second Year in Project
- 006: Senior (14-18), Three Years or More in Project

Division 1859: Ropcraft

Classes

- 001: Junior (8-10), First or Second Year in Project
- 002: Junior (8-10), Three Years in Project
- 003: Intermediate (11-13), First or Second Year in Project
- 004: Intermediate (11-13), Three Years or More in Project
- 005: Senior (14-18), First or Second Year in Project
- 006: Senior (14-18), Three Years or More in Project

Division 1860: Self-Determined

- ***All self-determined projects must have a completed approval form on file with the state 4-H office before fair.***
- Each exhibit in the Self-Determined area should be accompanied by an "information sheet" indicating:
 - topic selected
 - goals to be achieved
 - how the project was carried out
 - accomplishments
- No live animal or insect exhibits will be accepted.

Classes

- 001: Junior (8-10), First or Second Year in Project
- 002: Junior (8-10), Three Years in Project
- 003: Intermediate (11-13), First or Second Year in Project
- 004: Intermediate (11-13), Three Years or More in Project
- 005: Senior (14-18), First or Second Year in Project
- 006: Senior (14-18), Three Years or More in Project

Division 1861: Sheep

- All live animal exhibits should be entered in appropriate 4-H or youth shows – NOT in this division.

Classes

- 001: Junior (8-10), First or Second Year in Project
- 002: Junior (8-10), Three Years in Project
- 003: Intermediate (11-13), First or Second Year in Project
- 004: Intermediate (11-13), Three Years or More in Project
- 005: Senior (14-18), First or Second Year in Project
- 006: Senior (14-18), Three Years or More in Project

Division 1862: Shotgun

- No live ammunition is permitted.

Classes

- 001: Junior (8-10), First or Second Year in Project
- 002: Junior (8-10), Three Years in Project
- 003: Intermediate (11-13), First or Second Year in Project
- 004: Intermediate (11-13), Three Years or More in Project

- 005: Senior (14-18), First or Second Year in Project
 006: Senior (14-18), Three Years or More in Project

Division 1863: Sport Fishing

Classes

- 001: Junior (8-10), First or Second Year in Project
 002: Junior (8-10), Three Years in Project
 003: Intermediate (11-13), First or Second Year in Project
 004: Intermediate (11-13), Three Years or More in Project
 005: Senior (14-18), First or Second Year in Project
 006: Senior (14-18), Three Years or More in Project

Division 1864: Swine

- All live animal exhibits should be entered in appropriate 4-H or youth shows – NOT in this division.

Classes

- 001: Junior (8-10), First or Second Year in Project
 002: Junior (8-10), Three Years in Project
 003: Intermediate (11-13), First or Second Year in Project
 004: Intermediate (11-13), Three Years or More in Project
 005: Senior (14-18), First or Second Year in Project
 006: Senior (14-18), Three Years or More in Project

Division 1866: Veterinary Science

- No dead or parts of a dead animal are allowed unless properly preserved. The State 4-H Office reserves the right to disqualify and dispose of any project considered a health hazard or potential health hazard.

Classes

- 001: Junior (8-10), First or Second Year in Project
 002: Junior (8-10), Three Years in Project
 003: Intermediate (11-13), First or Second Year in Project
 004: Intermediate (11-13), Three Years or More in Project
 005: Senior (14-18), First or Second Year in Project
 006: Senior (14-18), Three Years or More in Project

Division 1867: Visual Arts

- A project done in school should be eligible for display or show through one, but only one organization. The organization should be chosen by the youth member – be that school or 4-H.
- Sublette County Fair and 4-H are not responsible for missing or broken items.

Craft Classes

- 001: Junior (8-10), First or Second Year in Project
 002: Junior (8-10), Three Years in Project
 003: Intermediate (11-13), First or Second Year in Project
 004: Intermediate (11-13), Three Years or More in Project
 005: Senior (14-18), First or Second Year in Project
 006: Senior (14-18), Three Years or More in Project

Ceramics & Sculptures Classes

- 007: Junior (8-10), First or Second Year in Project
 008: Junior (8-10), Three Years in Project
 009: Intermediate (11-13), First or Second Year in Project
 010: Intermediate (11-13), Three Years or More in Project
 011: Senior (14-18), First or Second Year in Project
 012: Senior (14-18), Three Years or More in Project

Painting & Drawing Classes

- 013: Junior (8-10), First or Second Year in Project
 014: Junior (8-10), Three Years in Project
 015: Intermediate (11-13), First or Second Year in Project
 016: Intermediate (11-13), Three Years or More in Project
 017: Senior (14-18), First or Second Year in Project
 018: Senior (14-18), Three Years or More in Project

Division 1869: Wildlife and Hunting

- No dead or parts of a dead animal are allowed unless properly preserved. The State 4-H Office reserves the right to disqualify and dispose of any project considered a health hazard or potential health hazard.

Classes

- 001: Junior (8-10), First or Second Year in Project
 002: Junior (8-10), Three Years in Project
 003: Intermediate (11-13), First or Second Year in Project
 004: Intermediate (11-13), Three Years or More in Project
 005: Senior (14-18), First or Second Year in Project

- 006: Senior (14-18), Three Years or More in Project

Division 1870: Woodworking

Classes

- 001: Junior (8-10), First or Second Year in Project
 002: Junior (8-10), Three Years in Project
 003: Intermediate (11-13), First or Second Year in Project
 004: Intermediate (11-13), Three Years or More in Project
 005: Senior (14-18), First or Second Year in Project
 006: Senior (14-18), Three Years or More in Project

Division 1872: Youth Leadership

Classes

- 001: Junior (8-10), First or Second Year in Project
 002: Junior (8-10), Three Years in Project
 003: Intermediate (11-13), First or Second Year in Project
 004: Intermediate (11-13), Three Years or More in Project
 005: Senior (14-18), First or Second Year in Project
 006: Senior (14-18), Three Years or More in Project

Division 1873: Club Exhibits

- Any project completed by any 4-H club or 4-H group.

Division 1875: Fashion Revue

Please Note: The Fashion Revue judging (not open to the public) will be at 2:00PM on Monday, July 16, 2018.

Classes

- 001: First Year Member (First Time in Fashion Revue)
 002: Junior (8-10), First or Second Year in Project
 003: Junior (8-10), Three Years in Project
 004: Intermediate (11-13), First or Second Year in Project
 005: Intermediate (11-13), Three Years or More in Project
 006: Senior (14-18), First or Second Year in Project
 007: Senior (14-18), Three Years or More in Project

PUBLIC FASHION REVUE

MONDAY, JULY 16, 2018 | 6:00PM

BIG PINEY FINE ARTS CENTER



Pinedale FFA

CLASSROOM

- 001: Ag 1 Notebook
- 002: Ag 2 Notebook
- 003: Ag 3 Notebook
- 004: Ag 4 Notebook
- 005: Animal Science Notebook
- 006: Environmental Science Notebook
- 007: Ag Mechanics Notebook
- 008: Ag 1 Record Book
- 009: Ag 2 Record Book
- 010: Ag 3 Record Book
- 011: Ag 4 Record Book
- 012: Chapter Scrapbook
- 013: Chapter Display Board
- 014: Proficiency Application
- 015: State FFA Degree Application
- 016: Classroom Project in Production Ag
- 017: Classroom Project in Business
- 018: Classroom Project in Horticulture
- 019: Classroom Project in Aquaculture
- 020: Classroom Project in Natural Resources
- 021: Any other classroom project

AGRONOMY

Best exhibits of six (6) Wyoming plants gathered and mounted on a 10" x 14" paperboard and identified by student.

- 001: Common Weeds
- 002: Grasses
- 003: Legumes
- 004: Noxious Weeds
- 005: Poisonous Plants
- 006: Alfalfa
- 007: Brome Grass
- 008: Alsike Clover
- 009: Red Clover
- 010: Sweet Clover
- 011: Crested Wheat Grass
- 012: Fescue Grass
- 013: Meadow Foxtail
- 014: Mixed Grass, Legume
- 015: Mixed Grass, 3 or more
- 016: Orchard Grass
- 017: Reed Canary Grass
- 018: Timothy
- 019: Intermediate Wheat Grass
- 020: Slender Wheat Grass
- 021: Tall Wheat Grass
- 022: Western Wheat Grass

Grass Seed (2 quarts in 1-gallon zip lock bag).

- 023: Alfalfa
- 024: Brome Grass
- 025: Alsike Clover
- 026: Red Clover
- 027: Crested Wheat Grass
- 028: Fescue Grass
- 029: Meadow Foxtail
- 030: Orchard Grass
- 031: Reed Canary Grass
- 032: Timothy
- 033: Intermediate Wheat Grass
- 034: Slender Wheat Grass
- 035: Tall Wheat Grass
- 036: Western Wheat Grass

Hay (12" Slice, Tied)

- 037: Alfalfa
- 038: Legume-Grass Hay
- 039: Mixed Grass Hay

AGRICULTURE MECHANICS

All entries must be the students work and result from the training in the Agriculture Department.

Entries in classes 001-006 must be mounted on display boards that may be any size less than two feet by four feet.

All projects not of quality will not be judged.

All projects must be unloaded or removed from the transport vehicle.

- 001: Display of posters showing phases of agriculture safety
- 002: Exhibit of reconditioned tools for home use
- 003: Ag 1 welds, E 6011 bead and butt, E 7018 bead and butt
- 004: Ag 2 welds, Flat E 6011 bead, butt, lap, t-fillet
- 005: Ag 2 welds, Flat E 7018 bead, butt, lap, t-fillet
- 006: Ag 2 welds, Horizontal E 6011 bead, butt, lap, t-fillet
- 007: Ag 2 welds, Horizontal E 7018 bead, butt, lap, t-fillet
- 008: Ag 3 welds, Vertical down E 6011 bead, butt, lap, t-fillet
- 009: Ag 3 welds, Vertical up E 7018 bead, butt, lap, t-fillet
- 010: Ag 3 welds, Overhead E 6011 bead, butt, lap, t-fillet
- 011: Ag 3 welds, Overhead E 7018 bead, butt, lap, t-fillet
- 012: Eyebolt
- 013: Horseshoe Hoof Pick
- 014: Pliers
- 015: Wood/Metal Farmstead Conveniences (Picnic Table, Bench)
- 016: Metal, Small Shop Equipment (Light Stand, Racks, Bolt Bins)
- 017: Metal, Medium Shop Equipment (Torch Cart, Car Ramps)
- 018: Metal, Large Shop Equipment (Hoist, Engine Stand)
- 019: Wood, Small Service Utility (Nail Box, Pack Saddle)
- 020: Metal, Small Service Equipment (Branding Iron, Saddle Rack)
- 021: Small PlasmaCam Sign
- 022: Large PlasmaCam Sign
- 023: Metal, Box Type Project
- 024: Metal, Pickup Conveniences (Hitch Cover)
- 025: Metal / Wood, Pickup Flatbed
- 026: Metal, Pickup Conveniences (Grill Guard, Bumper, Tail Gate)
- 027: Metal, Pickup Conveniences (Headache Rack)
- 028: Metal / Wood, Equipment Utilizing Electrical Power (Drop Cord Holder)
- 029: Wood, Small Feeding Structure
- 030: Wood, Large Feeding Structure
- 031: Implement Attachments, Small
- 032: Implement Attachments, Large
- 033: Metal, Small Feeding Structure
- 034: Metal, Large Feeding Structure
- 035: Livestock Handling Equipment, Small
- 036: Livestock Handling Equipment, Large
- 037: Metal, Stock Rack
- 038: Metal, Any power driven equipment (Wood Splitter)
- 039: Metal, Gates
- 040: Metal, Panels (Minimum of 3)
- 041: Metal, Fencing Equipment
- 042: Metal, Recreational Equipment (Fire Ring, BBQ, Roping Dummy)
- 043: Small Platform or Utility Trailer
- 044: Large Platform or Utility Trailer
- 045: Single Axle Stock Trailer, Bumper Tow
- 046: Tandem Axle Stock Trailer, Bumper Tow
- 047: Tandem Axle Flatbed Trailer, Bumper Tow
- 048: Single Axle Stock Trailer, Gooseneck
- 049: Tandem Axle Stock Trailer, Gooseneck
- 050: Tandem Axle Flatbed Trailer, Gooseneck